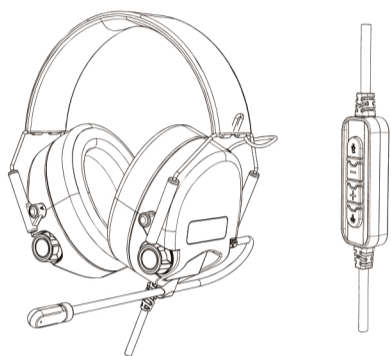


FIRST BLOOD

H10 使用说明书
H10 Manual

非常感谢您选购了我们First Blood H10专业电竞耳机,这款产品具备有各种酷炫的功能与灯效,希望能带给您全新的操作感受。
Thank you very much for choosing our First Blood H10 professional gaming headset. This product has a variety of cool functions and lighting effects. I hope it can bring you a brand new operating experience.



技术参数 / Technical Specification

品 牌: **FIRST BLOOD**

产品型号 (Product model): H10 7.1

耳机重量 (Headphone weight) : 394g±5g

喇叭单元 (Speaker uni) : φ50MM

喇叭阻抗 (Speaker resistance) : 32Ω±15%

频率响应 (Frequency response) : 20Hz-----20kHz

头梁材质 (Head beam material) : 亲肤PU皮 (skin-friendly PU leather)

耳罩 (Earmuffs) : 亲肤PU皮 (skin-friendly PU leather)

咪头抗阻 (Microphone resistance) : 2.2k

咪头灵敏度 (Microphone sensitivity) : -38±3dB

耳机接口类型 (Headphone jack type) : USB接口 (USB interface)

麦克风指向性 (Microphone directivity) : 全指向10CM (omnidirectional 10CM)

灯光 (Lighting) : RGB发光电竞氛围灯 (RGB)

工作电流 (Working current) : 约 (about) 85mA

线长 (Cable length) : 约 (about) 2.1m

系统要求 (System requirements) : WinXP,Win7,Win8, Win10,Mac

产品质保 (Product Warranty)

感谢您对一血产品的信任与支持,为了让您放心使用本产品,更好地保障您的权益,我公司将严格遵守并执行相关规定,实行售后服务。

1、服务有效期:自购买之日起质量保证12个月

2、服务内容:按微型计算机商品维修更换退货责任规定进行服务

3、不属于服务之范围:

a.已经超出有效服务或免费维修期的;

b.未按照正确使用说明书使用、维护、保管导致故障或损坏的;

c.非本司授权维修机构维修导致的故障或损坏;

d.质保卡上无经销商资料及盖章之产品;

e.擅自涂改三包凭证内容的;

f.由于不可抗力(如自然灾害等)原因造成产品之不良;

g.人为因素导致产品不良(如操作失误、磕碰、输入不合适电压等);

h.其他非产品设计、技术、制造、质量等问题导致的故障或算坏。

质保卡 (Warranty Card)

产品型号: _____

购买日期: _____

客户姓名: _____

联系电话: _____

联系地址: _____

★ 本凭证为一血产品售后服务的重要依据,请您妥善保管。



制造商: 深圳市瀚曹智能科技有限公司

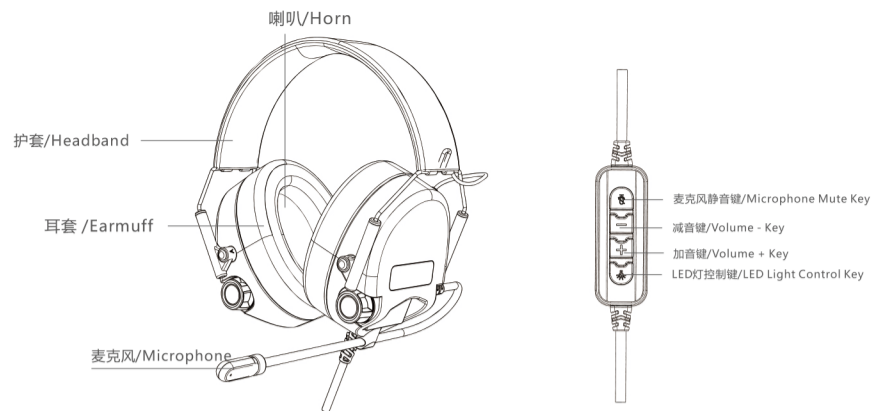
地址: 深圳市光明新区公明镇马田北路102号A栋2楼

电话: 86-755-2740 7340

执行标准号: 鼠标GB/T 26245-2010

键盘GB/T 14081-2010

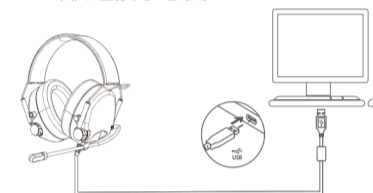
耳机GB/T 14471-2013



耳机特点简介

- 1 7.1声道耳机, 给您创造身临其境的感觉;
- 2 时尚外观, 采用人体工学头梁设计, 适合各类头型;
- 3 耳机采用50MM超大驱动单元, 增强低音及整体音域, 声音精确到位;
- 4 仿蛋白耳套亲肤舒适, 根据耳形状制造可以完全包裹您的耳朵, 给您无限环绕的音质;
- 5 超强抗暴力, 耐摔耐折, 仿蛋白头梁, 高品质PVC大口径主线, 柔软坚韧不易缠线;
- 6 机身轻盈, 头部毫无压感, 让您的脑袋长时间佩戴不受累;
- 7 酷炫灯光, 大面积发光, 让您酷炫到底;

耳机连接示意图



异常现象

产品出现USB无法识别、播放无声等异常现象解决方法:

耳机插上USB端口后, 电脑无法识别, 检查USB是否插好或USB头接触是否良好, 如电脑USB端口接触良好, 耳机灯亮则打开电脑调试, 在电脑控制面板找到声音和音频设备, 双击此项, 点击音频, 选择音频调试USB输出项, 点击确定, 重启电脑, 即可使用耳机。

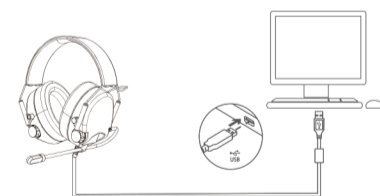
注意事项

为了您和他人的安全, 请勿在骑车或驾驶交通工具的时候使用耳机, 不要在大音量下长期收听, 做好产品的防尘、防潮、防污工作, 轻拿轻放, 避免与高温尖锐物接触, 以免损坏产品结构和功能

Headset Characteristics

- 1 7.1 channel headphones, to create an immersive feeling for you;
- 2 Fashion appearance, using ergonomic head beam design, suitable for all types of heads;
- 3 Earphone adopts a 50mm large driver unit to enhance the bass and the overall sound range, and the sound is accurate and in place;
- 4 The imitation protein earmuff is comfortable to your skin. It can completely wrap your ears according to the shape of your ears and give you unlimited surround sound quality;
- 5 Super strong anti violence, resistant to falling and folding, imitated protein head beam, high quality PVC large caliber main line, soft and tough, not easy to tangle;
- 6 The body is light and there is no pressure on the head, so that your head will not be tired for a long time;
- 7 Cool light, large area of light, let you cool to the end.

Headphone Connection Diagram



Abnormal Phenomena

Solutions to the abnormal phenomena such as USB can not be recognized and no sound is played:

After the headset is plugged into the USB port, the computer cannot recognize it. Check whether the USB is plugged in or whether the USB head is in good contact. If the USB port of the computer is in good contact, turn on the headset light to debug the computer, find the sound and audio devices on the computer control panel, double-click this item, click audio, select the audio debugging USB output item, click OK, restart the computer, and then the headset can be used.

Note

For the safety of you and others, do not use earphones when cycling or driving, do not listen to them for a long time at a high volume, do a good job in dust prevention, moisture-proof and pollution prevention, handle them gently, avoid contact with high-temperature sharp objects, so as to avoid damaging the structure and function of the product.

FIRST BLOOD